




# 2020 CATALOGUE

[www.actionaluminium.com.au](http://www.actionaluminium.com.au)



**ACTION**  
**ALUMINIUM**

# Welcome

Founded in 2005 Action Aluminium is synonymous with excellence in supplies of aluminium products. We have a comprehensive sales division that genuinely cares about our customers. Action's head office is located in Dandenong, Victoria, and the Company remains 100% Australian family-owned.

*Our **mission** is to provide a complete range of aluminium products, and that our quality and reliability exceeds our customers' expectations and requirements; and a service level second-to-none in the market, reflecting our total commitment to excellence.*

## Products

As specialists in our field, our extensive product range is one of the most comprehensive in the industry. We are new in the industry as a company but our years of industry experience will ensure we remain a major force in the industry for years to come.

Action Aluminium is committed to working with our suppliers and customers to improve and expand our range of products, whilst continuing to provide the highest levels of service. We are supported by a team of technical and production experts who ensure that all specialised requirements are met to our customers' exacting specifications. At all times we recognize the fundamental importance of satisfying our customers' needs and strive always to meet and exceed their expectations.

## Vision

The **Action Aluminium Quality Commitment** exists throughout all levels of our company - products, service, vision. We source our products from the finest Local and International manufacturers, maintaining our 'quality without compromise' ethos. Our commitment results in the most reliable and competitive package available - our customers can be assured they are getting the very best we have to offer.

# Contents

## Information

The Benefits of Aluminium	1
Engineering Data	2
Alloy Uses and Characteristics	3

## Aluminium Rolled Products

Flat Sheet - PE Plastic Coating & Anodised Sheet	4
Flat Sheet - Marine Sheet	4
Tread Plate - 5 Bar	5
Propellor Plate - 1 Bar	5
Flat Sheet - Stucco Embossed	5
Security Grille	5
Plate - 5083 & 6061	6
Composite Panel	7

## Aluminium Extruded Products

Scaffold/Painters Planks & Scaffold Tube	7
Flat Bar - Mill Finish	8-9
Flat Bar - Clear Anodised	10
Tee - Mill & Clear Anodised	10
Angle Equal & Angle Equal Structural - Mill Finish	11
Angle Unequal & Angle Unequal Structural - Mill Finish	12
Angle Equal Clear Anodised & Surfmist	13
Angle Unequal Clear Anodised & Surfmist	13
Channel Equal, Channel Unequal & Channel Structural - Mill Finish	14
Channel Equal & Unequal Anodised	15
Glazing Channel - Clear Anodised	15
Square & Rectangle Tube White & Primrose	15
Square Tube - Square Edge & Radius Edge - Mill Finish	16
Rectangle Tube - Square Edge & Radius Edge - Mill Finish	17
Round Tube - Mill Finish	18
Telescopic Tube & Telescopic Drawn Tube - Mill Finish	19
Round Tube Clear Anodised & Bright Dipped	19
Square Solid - Mill Finished & Clear Anodised	19
Machine Rod 2011	20
Round Solid 6060 & 6061	21
Round Solid 6262	22
Aculock System & Plastic Connectors	22
Coolroom	23-25
Signbox	25
Transport	26
Transport Tray Section	27
Fencing & Gate	28
Miscellaneous	29-31

Other sizes and variations may be available – contact your nearest branch for assistance.



# The Benefits of Aluminium

## Lightweight

Aluminium has a density approximately one third of steel or copper. It's light weight and high strength makes it easy to transport and a better option than some other commercial metals. This makes it ideal for aircraft, trucks and other rolling equipment.

## Corrosion Resistance

A thin layer of aluminium oxide forms on the surface of aluminium when it is exposed to air, this gives it great resistance to corrosion. Aluminium does not need coating, whether it be for protective or decorative purposes. When a plain aluminium surface is not needed, a range of surface finishes are available to suit. Anodising or a Powdercoating treatment will provide an excellent corrosion resistance and comes with a wide range of colour variations. The finishes can be used in interior or exterior applications.

## Strength in varied conditions

Normally aluminium is soft and ductile. Many commercial users, require extra strength than aluminium affords, however mechanical properties can be increased by adding alloying elements, and tempering to give a higher tensile strength. Aluminium intensifies in tensile strength and retains its toughness when it is subjected to low temperatures.

## Easy to work

Aluminium is ideal for cutting, roll forming, drawing, hammering, forging, bending, cutting and spinning. Using the right toolage, most aluminium alloys can be machined speedily and easily. It can be easily fabricated into various forms such as foil, sheets, rod, tube etc. Aluminium can be riveted, welded, brazed or soldered.

## Heat Conductor

Aluminium is a great heat conductor, it is about three times as thermally conductive as steel. It is used in many cooking utensils, air conditioning, industrial heat exchangers and automotive parts.

## High reflectivity

Aluminium has excellent reflector qualities, these range from ultra violet through to infra red and heat waves. Aluminium has reflectivity characteristics which enables roofs to reflect a high percentage of the suns heat, this gives a cool interior in the summer and insulates against heat loss in the winter.

## Electrical applications

Aluminium is used in power transmission cables, transformers, busbars and bases of electrical bulbs. This is possible because aluminium is one of two metals having electrical conductivity high enough for use as an electrical conductor. Aluminium is also void of sparking properties against itself and other non-ferrous metals. Aluminium has non-magnetic properties which are useful for electrical shielding.

## Non-toxic

Aluminium is basically non-toxic, for this reason it is used in cooking utensils without any harmful effect. The metal can be easily cleaned because of its smooth surface, it also gives a hygenic environment for food processing.

**Many applications require the extreme versatility which only aluminium possesses. Unique combinations of these properties are being put to work daily in new and varied ways.**

Other sizes and variations may be available – contact your nearest branch for assistance.



# Engineering Data

## Sheet

To calculate the mass of sheet.

Alloy	Factor	Calculation
5083	0.982	Length (m) x Width (m) x (2.71 x thickness) x factor = Kg
5251	0.993	Example: To calculate mass of 5005 sheet 1800 x 763 x 1.2mm thick
1150	0.996	
5005	0.996	1.8 x 0.763 x 3.252 x 0.996 = 4.448 kg
1200	1.000	
3105	1.004	
3003	1.007	

## Coiled Sheet

$$\text{Coil density (kg per mm of width)} = \frac{2.128 (D + d) \times (D - d)}{1,000,000}$$

D = outside diameter of coil (mm)  
d = inside diameter of coil (mm)

## Circles

$$\text{Mass per circle} = \frac{2.1^3 \times D^2 t}{1,000,000}$$

D = diameter (mm)  
t = thickness (mm)

## Extrusions

Mass per unit length for  
Action extrusions

Alloy	Density (kg/m <sup>3</sup> x 10 <sup>3</sup> )	Conversion Factor
2011	2.77	1.044
3003	2.73	1.007
6060	2.70	0.996
6106	2.70	0.996
6061	2.70	0.996
6082	2.70	0.996

## Sections

$$\text{Mass per metre (kg)} = \frac{2.71 \times A}{1,000} \times \text{Factor}$$

## Tubes

$$\text{Mass per metre (kg)} = \frac{8.51 t (D-t)}{1,000} \times \text{Factor}$$

## Round Bar and Wire

$$\text{Mass per metre (kg)} = \frac{2.13 D^2}{1,000} \times \text{Factor}$$

D = outside diameter (mm)  
d = inside diameter (mm)  
t = thickness  
A = cross section area (mm<sup>2</sup>)

Other sizes and variations may be available – contact your nearest branch for assistance.

# Alloy uses and characteristics

Alloy	Description	Rolled/Extended	Machining	Corrosion Resistance	Anodising	Forming	Welding
1200	Commercially pure aluminium used in cooking utensils and for deep frying.	R	D	A	B	A	A
2011	Machining alloy used for parts produced on repetition machines.	E	A	D	D	C	D
2014	High strength alloy used for aircraft structures.	E	B	D	D	C	D
5005	General purpose alloy for sheet metal work. Can be welded.	R	C	A	B	A	A
5083	High strength alloy used in transport, marine and structural applications.	R	B	A	C	B	A
5251 & 5052	Medium strength alloy with good ductility. Suitable for welding with high corrosion resistance particular for marine applications.	R	C	A	C	A	A
6005	Good strength for structural applications.	E	B	A	C	B	A
6060 & 6063	The most commonly used extrusion alloy. Used for all architectural applications, light duty structural framework. Can also be chemically brightened for moulds and trims.	E	C	A	A	A	A
6061 & 6351	Structural application where strength and corrosion resistance is needed. Transport applications.	E	B	A	C	B	A
6106	A medium strength alloy. Used for architectural applications where additional strength is required and for structural applications not involving welding.	E	C	A	A	B	A
6262	Machining alloy with good anodising characteristics.	E	A	A	B	C	A

Characteristics are rated in decreasing order of merit = A,B,C,D

Other sizes and variations may be available – contact your nearest branch for assistance.



# Sheet

ALLOY: 5005 TEMPER: H34 FINISH: Paper Interleaved

STOCK CODE	THICKNESS MM	WIDTH x LENGTH MM	SQ.MTR/ SHEET	MASS/ SQ.M KG	MASS KG PER SHEET	STATE		
						V	N	Q
SH0.6	0.6	1200 x 2400	2.88	1.63	4.69	●		●
SH0.8	0.8	1200 x 2400	2.88	2.16	6.22			●
SH1	1	1200 x 2400	2.88	2.7	7.78			●

ALLOY: 5005 TEMPER: H34 FINISH: PE Coated

STOCK CODE	THICKNESS MM	WIDTH x LENGTH MM	SQ.MTR/ SHEET	MASS/ SQ.M KG	MASS KG PER SHEET	STATE		
						V	N	Q
SHP1	1	1200 x 2400	2.88	2.7	7.78	●	●	●
SHP1.2	1.2	1200 x 2400	2.88	3.24	9.33	●	●	●
SHP1.6	1.6	1200 x 2400	2.88	4.32	12.44	●	●	●
SHP1.61230	1.6	1200 x 3000	3.6	4.32	15.55	●	●	●
SHP1.61236	1.6	1200 x 3600	4.32	4.32	18.66	●	●	
SHP2	2	1200 x 2400	2.88	5.4	15.55	●	●	●
SHP21230	2	1200 x 3000	3.6	5.4	19.44	●	●	●
SHP21236	2	1200 x 3600	4.32	5.4	23.33	●	●	
SHP2.5	2.5	1200 x 2400	2.88	6.75	19.44	●	●	●
SHP3	3	1200 x 2400	2.88	8.1	23.33	●	●	●
SHP31230	3	1200 x 3000	3.6	8.1	29.16	●	●	●
SHP31236	3	1200 x 3600	4.32	8.1	34.99	●	●	
SHP31530	3	1500 x 3000	4.5	8.1	36.45	●	●	●
SHP31536	3	1500 x 3600	5.4	8.1	43.74		●	
SHP4	4	1200 x 2400	2.88	10.8	31.1	●	●	●
SHP5	5	1200 x 2400	2.88	13.55	39.02	●	●	●
SHP6	6	1200 x 2400	2.88	15.98	46.02	●	●	●

ALLOY: 5005 TEMPER: H34 FINISH: Clear Anodised

STOCK CODE	THICKNESS MM	WIDTH x LENGTH MM	SQ.MTR/ SHEET	MASS/ SQ.M KG	MASS KG PER SHEET	STATE		
						V	N	Q
SHC1.6	1.6	1200 x 2400	2.88	4.32	12.44	●	●	

ALLOY: 5052/5251 TEMPER: H34 FINISH: Paper Interleaved

STOCK CODE	THICKNESS MM	WIDTH x LENGTH MM	SQ.MTR/ SHEET	MASS/ SQ.M KG	MASS KG PER SHEET	STATE		
						V	N	Q
SHM1.6	1.6	1200 x 2400	2.88	4.32	12.44	●	●	●
SHM2	2	1200 x 2400	2.88	5.4	15.55	●	●	●
SHM2.5	2.5	1200 x 2400	2.88	6.75	19.44	●	●	●
SHM3	3	1200 x 2400	2.88	8.1	23.33	●	●	●

Other sizes and variations may be available – contact your nearest branch for assistance.



## Treadplate

ALLOY: 5052/5251 TEMPER: 0 FINISH: Mill (5 Bar)

STOCK CODE	THICKNESS MM	WIDTH x LENGTH MM	SQ.MTR/ SHEET	MASS/ SQ.M KG	MASS KG PER SHEET	STATE		
						V	N	Q
TP1.2	1.2	1200 x 2400	2.88	3.368	9.70	●		
TP1.4	1.4	1200 x 2400	2.88	4.38	12.61	●	●	
TP1.6	1.6	1200 x 2400	2.88	5	14.4	●	●	●
TP2	2	1200 x 2400	2.88	6	17.28	●	●	●
TP2.5	2.5	1200 x 2400	2.88	7.5	21.6	●	●	●
TP2.51530	2.5	1500 x 3000	4.5	7.5	33.75	●		
TP3	3	1200 x 2400	2.88	8.9	25.64	●	●	●
TP31530	3	1500 x 3000	4.5	8.9	40.05	●	●	●
TP5	5	1200 x 2400	2.88	14.1	40.6	●	●	●
TP51530	5	1500 x 3000	4.5	14.1	63.45	●	●	●
TP6	6	1200 x 2400	2.88	18	51.84	●	●	●
TP61530	6	1500 x 3000	4.5	18	81	●	●	

ALLOY: 5052/5251 TEMPER: 0 FINISH: Black Satin (5 Bar)

STOCK CODE	THICKNESS MM	WIDTH x LENGTH MM	SQ.MTR/ SHEET	MASS/ SQ.M KG	MASS KG PER SHEET	STATE		
						V	N	Q
TPCH1.4	1.4	1200 x 2400	2.88	4.38	12.61	●		●

## Propellor Plate

ALLOY: 3003 TEMPER: H22 FINISH: Mill (1 Bar)

STOCK CODE	THICKNESS MM	WIDTH x LENGTH MM	SQ.MTR/ SHEET	MASS/ SQ.M KG	MASS KG PER SHEET	STATE		
						V	N	Q
PP1.4	1.4	1200 x 2400	2.88	4.38	12.61	●		
PP1.6	1.6	1200 x 2400	2.88	5	14.4	●	●	●
PP3	3	1200 x 2400	2.88	8.9	25.64	●	●	●
PP5	5	1200 x 2400	2.88	14.1	40.6	●	●	●

## Stucco Embossed

ALLOY: 5005 TEMPER: 34 FINISH: Mill

STOCK CODE	THICKNESS MM	WIDTH x LENGTH MM	SQ.MTR/ SHEET	MASS/ SQ.M KG	MASS KG PER SHEET	STATE		
						V	N	Q
SHS.6	0.6	1200 x 2400	2.88	1.63	4.68	●	●	●

## Security Grille

ALLOY: 6063 TEMPER: T6 FINISH: Mill

STOCK CODE	THICKNESS MM	WIDTH x LENGTH MM	SQ.MTR/ SHEET	MASS/ SQ.M KG	MASS KG PER SHEET	STATE		
						V	N	Q
SECGR71220	7	1250 x 2060	2.575	2.7	6.978	●	●	●
SECGR71224	7	1250 x 2460	3.075	2.7	8.302	●	●	●

Other sizes and variations may be available – contact your nearest branch for assistance.





# Plate

ALLOY: 5083 FINISH: Mill

STOCK CODE	THICKNESS MM	TEMPER	WIDTH x LENGTH MM	SQ.MTR/ SHEET	MASS/ SQ.M KG	MASS KG PER SHEET	STATE		
							V	N	Q
P3	3	H116	1200 x 2400	2.88	8.1	23.33	●	●	●
P4	4	H116	1200 x 2400	2.88	10.65	30.67	●	●	●
P5	5	H116	1200 x 2400	2.88	13.3	38.3	●	●	●
P6	6	H116	1200 x 2400	2.88	15.98	46.02	●	●	●
P8	8	H112	1200 x 2400	2.88	21.3	61.34	●	●	●
P10	10	H112	1250 x 2450	3.06	26.62	81.72	●	●	●
P12	12	H112	1250 x 2450	3.06	31.94	98.05	●	●	●
P16	16	H112	1250 x 2450	3.06	42.58	130.72	●	●	●
P20	20	H112	1250 x 2450	3.06	53.23	163.42	●	●	●
P25	25	H112	1250 x 2450	3.06	66.54	204.27	●	●	●
P32	32	H112	1250 x 2450	3.06	85.16	261.44	●	●	●
P40	40	H112	1250 x 2450	3.06	106.45	326.8	●	●	●
P45	45	H112	1250 x 2450	3.06	119.755	366.45		●	
P50	50	H112	1250 x 2450	3.06	133.06	408.49	●	●	●
P65	65	H112	1250 x 1250	1.56	172.9	270.61	●	●	●
P80	80	H112	1250 x 1250	1.56	212.9	345.49	●	●	●
P100	100	H112	1250 x 1365	1.71	266.02	454.89	●	●	●

ALLOY: 6061 FINISH: Mill

STOCK CODE	THICKNESS MM	TEMPER	WIDTH x LENGTH MM	SQ.MTR/ SHEET	MASS/ SQ.M KG	MASS KG PER SHEET	STATE		
							V	N	Q
PS6.35	6.35	651	1250 X 2450	3.06	17.78	54.4	●	●	●
PS9.53	9.53	651	1250 X 2450	3.06	25.326	77.5	●	●	●
PS12.7	12.7	651	1250 X 2450	3.06	34.31	105.29	●	●	●
PS16	16	651	1250 X 2450	3.06	43.36	133.12	●	●	●
PS20	20	651	1250 X 2450	3.06	54.2	165.85	●	●	●
PS25.4	25.4	651	1250 X 2450	3.06	68.83	211.31	●	●	●
PS32	32	651	1250 X 2450	3.06	86.72	266.23	●	●	●
PS40	40	651	1250 X 2450	3.06	108.4	332.79	●	●	●
PS44.45	44.45	651	1250 X 2450	3.06	120.94	369.81	●	●	●
PS50.8	50.8	651	1250 X 2450	3.06	137.69	422.71	●	●	●
PS65	65	651	1250 x 1250	1.56	181.08	282.48	●	●	●
PS80	80	651	1250 x 1250	1.56	215.93	336.85	●	●	●
PS101.6	101.6	651	1250 x 1250	1.56	275.33	429.51	●	●	●
PS114.3	114.3	651	1250 x 1250	1.56	304.17	474.52	●	●	●
PS130	130	651	1140 x 1350	1.54	353.46	544.32			●

Other sizes and variations may be available – contact your nearest branch for assistance.



## Composite Panel

Aluminium Composite Material (ACM) consists of a thermoplastic polyethylene core that is sandwiched between two outer flat aluminium panels. The polyethylene core is bonded between the two aluminium sheets providing a very lightweight, flat, smooth and strong rigid sheet. The aluminium sheets can be coated with a number of coatings from PVDF or polyester paint depending on the customer requirement or process. Aluminium composite can also be produced in a wide range of colours including metallic's and patterns that resemble wood and marble.

STOCK CODE	THICKNESS MM	WIDTH x LENGTH MM	SQ.MTR/ SHEET	FINISH	STATE		
					V	N	Q
COMPAN31224WW	3	1220 x 2440	2.98	GLOSS/MATT WHITE			●
COMPAN31224WWB	3	1220 x 2440	2.98	MATT/MATT WHITE			●

Other sizes and colours available on request - please contact your branch for assistance

## Composite Panel Trims

STOCK CODE	DESCRIPTION	LENGTH METRES	DIMENSIONS	STATE		
				V	N	Q
COMPBE04129	3.0MM CAPPING TRIM	4.1	25.5 x 5.5 x 1.6			●
COMPBE04130	3.0MM JOINER TRIM	4.1	47.5 x 7.5 x 1.6			●
COMPBE04131	3.0MM INTERNAL TRIM	4.1	25.7 x 22.5 x 1.6			●
COMPBE04132	3.0MM EXTERNAL TRIM	4.1	26.0 x 7.4 x 1.6			●

## Scaffold/ Painters Planks

ALLOY: 6063 TEMPER: T6

STOCK CODE	DESCRIPTION	LENGTH METRES	DIMENSIONS	STATE		
				V	N	Q
MPLANK2	PLANK - END CAP & RUBBER INSERT	2	228.0 x 45.0	●	●	●
MPLANK3	PLANK - END CAP & RUBBER INSERT	3	228.0 x 45.0	●	●	●
MPLANK4	PLANK - END CAP & RUBBER INSERT	4	228.0 x 45.0	●	●	●
MPLANK5	PLANK - END CAP & RUBBER INSERT	5	228.0 x 45.0	●	●	●
MPLANK6	PLANK - END CAP & RUBBER INSERT	6	228.0 x 45.0	●	●	●

WLL 250KGS MAX SPAN 2.8M AS/NZS 1577-2018 AS6001:1999

## Scaffold Tube

ALLOY: 6061 TEMPER: T6



STOCK CODE	DESCRIPTION D x T	LENGTH METRES	WEIGHT KG/M	ANOD PER	STATE		
					V	N	Q
ROT4844	44.44 x 4.47	6.1	1.67	152	●	●	●

Other sizes and variations may be available – contact your nearest branch for assistance.



# Flat Bar



FINISH: Mill

STOCK CODE	DESCRIPTION T x W (MM)	ALLOY	TEMPER	LENGTH METRE	WEIGHT KG/M	ANOD PER	STATE		
							V	N	Q
FL1.620	1.6 x 20.0	6060	T5	4	0.09	100	●	●	●
FL1.625	1.6 x 25.0	6060	T5	4	0.11	100	●	●	●
SK8016	1.6 x 80.0	6060	T5	3.6	0.35	163	●	●	●
SK10016	1.6 x 100.0	6060	T5	3.6	0.43	203	●	●	●
SK10016IF (INFILL)	1.6 x 100.0	6060	T5	3.6	0.452	100			●
SK15016	1.6 x 150.0	6060	T5	3.6	0.65	303	●	●	
FL310	3.0 x 10.0	6060	T5	4	0.08	100	●	●	●
FL312	3.0 x 12.0	6060	T5	4	0.1	100	●	●	●
FL316	3.0 x 16.0	6060	T5	4	0.13	100	●	●	●
FL320	3.0 x 20.0	6060	T5	4	0.16	100	●	●	●
FL325	3.0 x 25.0	6060	T5	4	0.2	100	●	●	●
FL332	3.0 x 32.0	6060	T5	4	0.26	100	●	●	●
FL340	3.0 x 40.0	6060	T5	4	0.33	100	●	●	●
FL350	3.0 x 50.0	6060	T5	4	0.41	106	●	●	●
FL360	3.0 x 60.0	6060	T5	4	0.49	126	●	●	●
FL380	3.0 x 80.0	6060	T5	4	0.65	166	●	●	●
FL3100	3.0 x 100.0	6060	T5	4	0.81	206	●	●	●
FL412	4.0 x 12.0	6060	T5	4	0.13	100	●	●	●
FL420	4.0 x 20.0	6060	T5	4	0.22	100	●	●	●
FL425	4.0 x 25.0	6060	T5	4	0.27	100	●	●	●
FL440	4.0 x 40.0	6060	T5	4	0.43	100	●	●	●
FL450	4.0 x 50.0	6060	T5	4	0.54	108	●	●	●
FL480	4.0 x 80.0	6060	T5	4	0.87	168	●	●	●
FL4100	4.0 x 100.0	6060	T5	4	1.08	204	●	●	●
FL4160	4.0 x 160.0	6060	T5	4	1.73	328	●	●	●
FL612	6.0 x 12.0	6060	T5	4	0.2	100	●	●	●
FL620	6.0 x 20.0	6060	T5	4	0.33	100	●	●	●
FL625	6.0 x 25.0	6060	T5	4	0.41	100	●	●	●
FL632	6.0 x 32.0	6060	T5	4	0.52	100	●	●	●
FL640	6.0 x 40.0	6060	T5	4	0.65	100	●	●	●
FL650	6.0 x 50.0	6060	T5	4	0.81	112	●	●	●
FLR506 (RADIUS 3.18mm)	6.0 x 50.0	6060	T5	4	0.85	106	●	●	
FL660	6.0 x 60.0	6060	T5	4	0.97	132	●	●	●
FL680	6.0 x 80.0	6060	T5	4	1.3	172	●	●	●
FL6100	6.0 x 100.0	6060	T5	4	1.63	212	●	●	●
FLS6100	6.0 x 100.0	6061	T6	4	1.63	212			●
FLS6150	6.0 x 150.0	6061	T6	4	2.439	312			●
FL6160	6.0 x 160.0	6060	T5	4	2.6	332	●	●	●
FL1012	10.0 x 12.0	6060	T5	4	0.33	100	●	●	●
FL1020	10.0 x 20.0	6060	T5	4	0.55	100	●	●	●

Other sizes and variations may be available – contact your nearest branch for assistance.



# Flat Bar



FINISH: Mill

STOCK CODE	DESCRIPTION T x W (MM)	ALLOY	TEMPER	LENGTH METRE	WEIGHT KG/M	ANOD PER	STATE		
							V	N	Q
FL1025	10.0 x 25.0	6060	T5	4	0.68	100	●	●	●
FL1032	10.0 x 32.0	6060	T5	4	0.87	100	●	●	●
FL1040	10.0 x 40.0	6060	T5	4	1.08	100	●	●	●
FL1050	10.0 x 50.0	6060	T5	4	1.35	120	●	●	●
FL1060	10.0 x 60.0	6060	T5	4	1.63	140	●	●	●
FL1080	10.0 x 80.0	6060	T5	4	2.17	180	●	●	●
FL10100	10.0 x 100.0	6060	T5	4	2.71	220	●	●	●
FLS10100	10.0 x 100.0	6061	T6	4	2.71	220			●
FL10160	10.0 x 160.0	6060	T5	4	4.33	340	●	●	●
FL1220	12.0 x 20.0	6060	T5	4	0.65	100	●	●	●
FL1225	12.0 x 25.0	6060	T5	4	0.81	100	●	●	●
FL1240	12.0 x 40.0	6060	T5	4	1.3	104	●	●	●
FL1250	12.0 x 50.0	6060	T5	4	1.63	124	●	●	●
FL1260	12.0 x 60.0	6060	T5	4	1.95	144	●	●	●
FL1280	12.0 x 80.0	6060	T5	4	2.6	184	●	●	●
FL12100	12.0 x 100.0	6060	T5	4	3.25	224	●	●	●
FLS12100	12.0 x 100.0	6061	T6	4	3.25	224			●
FL12160	12.0 x 160.0	6060	T5	4	5.2	344	●	●	●
FLS12200	12.0 x 200.0	6061	T6	2	6.5	424			●
FL1640	16.0 x 40.0	6060	T5	4	1.75	112	●	●	●
FL1680	16.0 x 80.0	6060	T5	4	3.47	192	●	●	●
FL2025	20.0 x 25.0	6060	T5	4	1.36	100	●	●	●
FL2040	20.0 x 40.0	6060	T5	4	2.17	120	●	●	●
FL2050	20.0 x 50.0	6060	T5	4	2.71	140	●	●	●
FL2540	25.0 x 40.0	6060	T5	4	2.71	130	●	●	●
FL2550	25.0 x 50.0	6060	T5	4	3.39	250	●	●	●
FL2580	25.0 x 80.0	6060	T5	4	5.41	210	●	●	●
FLS2580	25.0 x 80.0	6061	T6	4	5.41	210			●
FL25100	25.0 x 100.0	6060	T5	4	6.78	250	●	●	●
FL25160	25.0 x 160.0	6060	T5	4	10.83	370	●	●	●
FLS3060	30.0 x 60.0	6061	T6	2.5	4.877	180			●
FLS50100	50.0 x 100.0	6061	T6	2	13.5	300		●	●

Other sizes and variations may be available – contact your nearest branch for assistance.



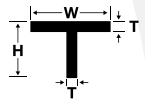
# Flat Bar



FINISH: Clear Anodised

STOCK CODE	DESCRIPTION T x W (MM)	ALLOY	TEMPER	LENGTH METRE	WEIGHT KG/M	ANOD PER	STATE		
							V	N	Q
FLC1.620	1.6 x 20.0	6060	T5	4	0.09	100	●	●	
FLC1.625	1.6 x 25.0	6060	T5	4	0.11	100	●	●	
SKC8016	1.6 x 80.0	6060	T5	3.6	0.35	163	●	●	
SKC10016	1.6 x 100.0	6060	T5	3.6	0.43	203	●	●	
SKC15016	1.6 x 150.0	6060	T5	3.6	0.65	303	●	●	
FLC310	3.0 x 10.0	6060	T5	4	0.08	100	●	●	
FLC312	3.0 x 12.0	6060	T5	4	0.1	100	●	●	
FLC316	3.0 x 16.0	6060	T5	4	0.13	100	●	●	
FLC320	3.0 x 20.0	6060	T5	4	0.16	100	●	●	
FLC325	3.0 x 25.0	6060	T5	4	0.2	100	●	●	
FLC332	3.0 x 32.0	6060	T5	4	0.26	100	●	●	
FLC340	3.0 x 40.0	6060	T5	4	0.33	100	●	●	
FLC350	3.0 x 50.0	6060	T5	4	0.41	106	●	●	
FLC360	3.0 x 60.0	6060	T5	4	0.49	126	●	●	
FLC380	3.0 x 80.0	6060	T5	4	0.65	166	●	●	
FLC3100	3.0 x 100.0	6060	T5	4	0.81	206	●	●	

# Tee



FINISH: Mill

STOCK CODE	DESCRIPTION W x H x T (MM)	ALLOY	TEMPER	LENGTH METRE	WEIGHT KG/M	ANOD PER	STATE		
							V	N	Q
T2016	20.0 x 20.0 x 1.6	6060	T5	4	0.17	100	●	●	●
T203	20.0 x 20.0 x 3.0	6060	T5	4	0.3	100	●	●	●
T2516	25.0 x 25.0 x 1.6	6060	T5	4	0.21	100	●	●	●
T253	25.0 x 25.0 x 3.0	6060	T5	4	0.38	100	●	●	●
T402016	40.0 x 20.0 x 1.6	6060	T5	6.5	0.24	100	●	●	●
T4016 (AVAIL SURFMIST)	40.0 x 40.0 x 1.6	6060	T5	6.5	0.34	160	●	●	●
T403	40.0 x 40.0 x 3.0	6060	T5	6.5	0.62	160	●	●	●
T503	50.0 x 50.0 x 3.0	6060	T5	6.5	0.786	200	●	●	●

FINISH: Clear Anodised

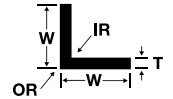
STOCK CODE	DESCRIPTION W x H x T (MM)	ALLOY	TEMPER	LENGTH METRE	WEIGHT KG/M	ANOD PER	STATE		
							V	N	Q
TC2016	20.0 x 20.0 x 1.6	6060	T5	4	0.17	100	●	●	
TC203	20.0 x 20.0 x 3.0	6060	T5	4	0.3	100	●	●	
TC2516	25.0 x 25.0 x 1.6	6060	T5	4	0.21	100	●	●	
TC253	25.0 x 25.0 x 3.0	6060	T5	4	0.38	100	●	●	
TC4016	40.0 x 40.0 x 1.6	6060	T5	6.5	0.34	160	●	●	
TC403	40.0 x 40.0 x 3.0	6060	T5	6.5	0.62	160	●	●	

Other sizes and variations may be available – contact your nearest branch for assistance.



## Angle Equal

ALLOY: 6060 TEMPER: T5 FINISH: Mill



STOCK CODE	DESCRIPTION W x W x T	LENGTH METRE	WEIGHT KG/M	ANOD PER	STATE		
					V	N	Q
AE1216	12.0 x 12.0 x 1.6	6.5	0.1	100	●	●	●
AE123	12.0 x 12.0 x 3.0	6.5	0.17	100	●	●	●
AE1516	15.0 x 15.0 x 1.6	6.5	0.12	100	●	●	●
AE163	16.0 x 16.0 x 3.0	6.5	0.24	100	●	●	●
AE2016	20.0 x 20.0 x 1.6	6.5	0.17	100	●	●	●
AE203	20.0 x 20.0 x 3.0	6.5	0.3	100	●	●	●
AE2516	25.0 x 25.0 x 1.6	6.5	0.21	100	●	●	●
AE253	25.0 x 25.0 x 3.0	6.5	0.38	100	●	●	●
AE256	25.0 x 25.0 x 6.0	6.5	0.71	100	●	●	●
AE3216	32.0 x 32.0 x 1.6	6.5	0.27	128	●	●	●
AE323	32.0 x 32.0 x 3.0	6.5	0.49	128	●	●	●
AE4016	40.0 x 40.0 x 1.6	6.5	0.34	160	●	●	●
AE403	40.0 x 40.0 x 3.0	6.5	0.62	160	●	●	●
AE404	40.0 x 40.0 x 4.0	6.5	0.82	160	●	●	●
AE406	40.0 x 40.0 x 6.0	6.5	1.2	160	●	●	●
AE5016	50.0 x 50.0 x 1.6	6.5	0.43	200	●	●	●
AE503	50.0 x 50.0 x 3.0	6.5	0.79	200	●	●	●
AE504	50.0 x 50.0 x 4.0	6.5	1.04	200	●	●	●
AE506	50.0 x 50.0 x 6.0	6.5	1.52	200	●	●	●
AE603	60.0 x 60.0 x 3.0	6.5	0.95	240	●	●	●
AE606	60.0 x 60.0 x 6.0	6.5	1.85	240	●	●	●
AE763	76.2 x 76.2 x 3.0	6.5	1.28	304	●	●	●
AE806	80.0 x 80.0 x 6.0	6.5	2.5	320	●	●	●
AE8010	80.0 x 80.0 x 10.0	6.5	4.05	320	●	●	●
AE1003	100.0 x 100.0 x 3.0	6.5	1.601	400			●
AE1006	100.0 x 100.0 x 6.0	6.5	3.15	400	●	●	●
AE10010	100.0 x 100.0 x 10.0	6.5	5.13	400		●	●

## Angle Equal Structural

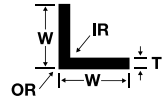
ALLOY: 6061 TEMPER: T6 FINISH: Mill

STOCK CODE	DESCRIPTION W x W x T	INSIDE RADIUS	LENGTH METRE	WEIGHT KG/M	ANOD PER	STATE		
						V	N	Q
AES384	38.1 x 38.1 x 4.75	5.33	5.5	0.93	152	●	●	●
AES506	50.8 x 50.8 x 6.35	6.1	5.5	1.65	200	●	●	●
AES636	63.5 x 63.5 x 6.35	6.86	5.5	2.1	251	●	●	●
AES766	76.2 x 76.2 x 6.35	7.62	5.5	2.54	301	●	●	●
AES769	76.2 x 76.2 x 9.52	7	5.5	3.72	301	●	●	●
AES8010	80.0 x 80.0 x 10.0	6	5.5	4.09	317	●	●	●
AES1016	101.6 x 101.6 x 6.35	9.14	5.5	3.42	400	●	●	●

Other sizes and variations may be available – contact your nearest branch for assistance.



## Angle Unequal



ALLOY: 6060 TEMPER: T5 FINISH: Mill

STOCK CODE	DESCRIPTION W x W x T	LENGTH METRE	WEIGHT KG/M	ANOD PER	STATE		
					V	N	Q
AU201216	20.0 x 12.0 x 1.6	6.5	0.13	100	●	●	●
AU20123	20.0 x 12.0 x 3.0	6.5	0.235	100	●	●	●
AU251216	25.0 x 12.0 x 1.6	6.5	0.15	100	●	●	●
AU25123	25.0 x 12.0 x 3.0	6.5	0.28	100	●	●	●
AU252016	25.0 x 20.0 x 1.6	6.5	0.19	100	●	●	●
AU25203	25.0 x 20.0 x 3.0	6.5	0.34	100	●	●	●
AU322016	32.0 x 20.0 x 1.6	6.5	0.22	100	●	●	●
AU32203	32.0 x 20.0 x 3.0	6.5	0.397	103		●	●
AU32253	32.0 x 25.0 x 3.0	6.5	0.44	114	●	●	●
AU401216	40.0 x 12.0 x 1.6	6.5	0.21	104	●	●	●
AU40123	40.0 x 12.0 x 3.0	6.5	0.4	104	●	●	●
AU402016	40.0 x 20.0 x 1.6	6.5	0.25	120	●	●	●
AU40203	40.0 x 20.0 x 3.0	6.5	0.46	120	●	●	●
AU402516	40.0 x 25.0 x 1.6	6.5	0.27	130	●	●	●
AU40253	40.0 x 25.0 x 3.0	6.5	0.5	130	●	●	●
AU50123	50.0 x 12.0 x 3.0	6.5	0.48	124	●	●	●
AU50203	50.0 x 20.0 x 3.0	6.5	0.54	147		●	●
AU502516	50.0 x 25.0 x 1.6	6.5	0.32	150	●	●	●
AU50253	50.0 x 25.0 x 3.0	6.5	0.59	150	●	●	●
AU504016	50.0 x 40.0 x 1.6	6.5	0.383	180			●
AU50403	50.0 x 40.0 x 3.0	6.5	0.71	180	●	●	●
AU60253	60.0 x 25.0 x 3.0	6.5	0.66	170	●	●	●
AU702516	70.0 x 25.0 x 1.6	6.5	0.4	190	●	●	●
AU704016	70.0 x 40.0 x 1.6	6.5	0.44	220	●	●	●
AU80203	80.0 x 20.0 x 3.0	6.5	0.79	199	●	●	●
AU805025	80.0 x 50.0 x 2.5	6.5	0.863	260			●
AU904016	90.0 x 40.0 x 1.6	6.5	0.56	260	●	●	●
AU100503	100.0 x 50.0 x 3.0	6.5	1.195	300	●	●	●
AU100506	100.0 x 50.0 x 6.0	6.5	2.341	301		●	●
AU125503	125.0 x 50.0 x 3.0	6.5	1.4	350	●	●	●
AU200503	200.0 x 50.0 x 3.0	6.5	2.008	500	●	●	●

## Angle Unequal Structural

ALLOY: 6061 TEMPER: T6 FINISH: Mill

STOCK CODE	DESCRIPTION W x W x T	INSIDE RADIUS	LENGTH METRE	WEIGHT KG/M	ANOD PER	STATE		
						V	N	Q
AUS76506	76.2 x 50.8 x 6.35	6.86	5.5	2.1	254	●	●	●
AUS101506	101.6 x 50.8 x 6.35	8.13	5.5	2.5	301	●	●	●

## Angle Unequal Surf Mist

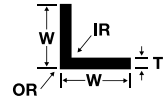
ALLOY: 6060 TEMPER: T5 FINISH: Surf Mist

STOCK CODE	DESCRIPTION W x W x T	LENGTH METRE	WEIGHT KG/M	ANOD PER	STATE		
					V	N	Q
AUSM502516	50.0 x 25.0 x 1.6	6.5	0.32	150	●	●	
AUSM704016	70.0 x 40.0 x 1.6	6.5	0.44	220	●	●	
AUSM904016	90.0 x 40.0 x 1.6	6.5	0.56	260	●	●	

Other sizes and variations may be available – contact your nearest branch for assistance.



# Angle Unequal



ALLOY: 6060 TEMPER: T5 FINISH: Clear Anodised

STOCK CODE	DESCRIPTION W x W x T	LENGTH METRE	WEIGHT KG/M	ANOD PER	STATE		
					V	N	Q
AUC201216	20.0 x 12.0 x 1.6	6.5	0.13	100	●	●	●
AUC20123	20.0 x 12.0 x 3.0	6.5	0.235	100	●	●	
AUC251216	25.0 x 12.0 x 1.6	6.5	0.15	100	●	●	●
AUC25123	25.0 x 12.0 x 3.0	6.5	0.28	100	●	●	
AUC252016	25.0 x 20.0 x 1.6	6.5	0.19	100	●	●	
AUC322016	32.0 x 20.0 x 1.6	6.5	0.22	100	●	●	
AUC32253	32.0 x 25.0 x 3.0	6.5	0.44	114	●	●	
AUC401216	40.0 x 12.0 x 1.6	6.5	0.21	104	●		
AUC402016	40.0 x 20.0 x 1.6	6.5	0.25	120	●	●	
AUC40203	40.0 x 20.0 x 3.0	6.5	0.46	120	●	●	
AUC402516	40.0 x 25.0 x 1.6	6.5	0.27	130	●	●	●
AUC40253	40.0 x 25.0 x 3.0	6.5	0.5	130	●	●	
AUC502516	50.0 x 25.0 x 1.6	6.5	0.32	150	●	●	●
AUC50253	50.0 x 25.0 x 3.0	6.5	0.59	150	●	●	
AUC702516	70.0 x 25.0 x 1.6	6.5	0.4	190	●	●	
AUC704016	70.0 x 40.0 x 1.6	6.5	0.44	220	●	●	
AUC80203	80.0 x 20.0 x 3.0	6.5	.79	199		●	
AUC125503	125.0 x 50.0 x 3.0	6.5	1.4	350	●	●	

# Angle Equal

ALLOY: 6060 TEMPER: T5 FINISH: Clear Anodised

STOCK CODE	DESCRIPTION W x W x T	LENGTH METRE	WEIGHT KG/M	ANOD PER	STATE		
					V	N	Q
AEC1216	12.0 x 12.0 x 1.6	6.5	0.1	100	●	●	●
AEC123	12.0 x 12.0 x 3.0	6.5	0.17	100	●	●	
AEC1516	15.0 x 15.0 x 1.6	6.5	0.12	100	●	●	
AEC163	16.0 x 16.0 x 3.0	6.5	0.24	100	●	●	
AEC2016	20.0 x 20.0 x 1.6	6.5	0.17	100	●	●	●
AEC203	20.0 x 20.0 x 3.0	6.5	0.3	100	●	●	
AEC2516	25.0 x 25.0 x 1.6	6.5	0.21	100	●	●	●
AEC253	25.0 x 25.0 x 3.0	6.5	0.38	100	●	●	
AEC3216	32.0 x 32.0 x 1.6	6.5	0.27	128	●	●	
AEC323	32.0 x 32.0 x 3.0	6.5	0.49	128	●	●	
AEC4016	40.0 x 40.0 x 1.6	6.5	0.34	160	●	●	●
AEC403	40.0 x 40.0 x 3.0	6.5	0.62	160	●	●	●
AEC5016	50.0 x 50.0 x 1.6	6.5	0.43	200	●	●	●
AEC503	50.0 x 50.0 x 3.0	6.5	0.79	200	●	●	●

ALLOY: 6060 TEMPER: T5 FINISH: Surf Mist

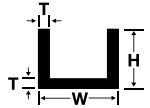
STOCK CODE	DESCRIPTION W x W x T	LENGTH METRE	WEIGHT KG/M	ANOD PER	STATE		
					V	N	Q
AESM2516	25.0 x 25.0 x 1.6	6.5	0.21	100	●	●	
AESM4016	40.0 x 40.0 x 1.6	6.5	0.34	160	●	●	
AESM5016	50.0 x 50.0 x 1.6	6.5	0.43	200	●	●	
AESM503	50.0 x 50.0 x 3.0	6.5	0.79	200	●		

Other sizes and variations may be available – contact your nearest branch for assistance.





## Channel Equal



ALLOY: 6060 TEMPER: T5 FINISH: Mill

STOCK CODE	DESCRIPTION W x H x T	LENGTH METRE	WEIGHT KG/M	ANOD PER	STATE		
					V	N	Q
CE1016	10.0 x 10.0 x 1.6	6.5	0.12	100	●	●	●
CE1216	12.0 x 12.0 x 1.6	6.5	0.14	100	●	●	●
CE1616	16.0 x 16.0 x 1.6	6.5	0.2	100	●	●	●
CE163	16.0 x 16.0 x 3.0	6.5	0.34	100	●	●	●
CE2016	20.0 x 20.0 x 1.6	6.5	0.25	114	●	●	●
CE203	20.0 x 20.0 x 3.0	6.5	0.44	114	●	●	●
CE2516	25.0 x 25.0 x 1.6	6.5	0.31	146	●	●	●
CE253	25.0 x 25.0 x 3.0	6.5	0.56	144	●	●	●
CE403	40.0 x 40.0 x 3.0	6.5	0.92	234	●	●	●
CE503	50.0 x 50.0 x 3.0	6.5	1.17	294	●	●	●

## Channel Unequal

ALLOY: 6060 TEMPER: T5 FINISH: Mill

STOCK CODE	DESCRIPTION W x H x T	LENGTH METRE	WEIGHT KG/M	ANOD PER	STATE		
					V	N	Q
CU122025	12.0 x 20.0 x 2.5	6.5	0.32	100	●	●	●
CU201616	20.0 x 16.0 x 1.6	6.5	0.21	100	●	●	●
CU25123	25.0 x 12.0 x 3.0	6.5	0.35	100	●	●	●
CU252025	25.0 x 20.0 x 2.5	6.5	0.41	130	●	●	●
CU25403	25.0 x 40.0 x 3.0	6.5	0.8	204	●	●	●
CU32253	32.0 x 25.0 x 3.0	6.5	0.62	158	●	●	●
CU40203	40.0 x 20.0 x 3.0	6.5	0.6	170	●	●	●
CU40253	40.0 x 25.0 x 3.0	6.5	0.68	174	●	●	●
CU50253	50.0 x 25.0 x 3.0	6.5	0.76	194	●	●	●
CU60323	60.0 x 32.0 x 3.0	6.5	0.96	242	●	●	●
CU80253	80.0 x 25.0 x 3.0	6.5	1.01	254	●	●	●
CU80403	80.0 x 40.0 x 3.0	6.5	1.25	312	●	●	●
CU80404	80.0 x 40.0 x 4.0	6.5	1.65	312	●	●	●
CU100253	100.0 x 25.0 x 3.0	6.5	1.17	294	●	●	●
CU100403	100.0 x 40.0 x 3.0	6.5	1.41	354	●	●	●
CU100503	100.0 x 50.0 x 3.0	6.5	1.57	394	●	●	●

## Channel Unequal Structural

ALLOY: 6061 TEMPER: T6 FINISH: Mill

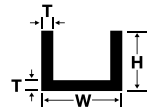
STOCK CODE	DESCRIPTION W x H x T	INSIDE RADIUS	LENGTH METRE	WEIGHT KG/M	ANOD PER	STATE		
						V	N	Q
CUS76387	76.2 x 38.1 x 7.92	7.62	5.5	2.73	285	●	●	●
CUS101507	101.6 x 50.8 x 7.92	9.14	5.5	3.709	385	●	●	●
CUS127639	127.0 x 63.5 x 9.52	10.66	5.5	5.26	486	●	●	●
CUS152637	152.4 x 63.5 x 7.92	10.67	5.5	5.2	536	●	●	●
CUS1777611	177.8 x 76.2 x 11.10	12.2	5.5	7.42	637	●	●	●

Other sizes and variations may be available – contact your nearest branch for assistance.



## Channel Equal

ALLOY: 6060 TEMPER: T5 FINISH: Clear Anodised



STOCK CODE	DESCRIPTION W x H x T	LENGTH METRE	WEIGHT KG/M	ANOD PER	STATE		
					V	N	Q
CEC1016	10.0 x 10.0 x 1.6	6.5	0.12	100	●	●	
CEC1216	12.0 x 12.0 x 1.6	6.5	0.14	100	●	●	
CEC1616	16.0 x 16.0 x 1.6	6.5	0.2	100	●	●	
CEC163	16.0 x 16.0 x 3.0	6.5	0.34	100	●	●	
CEC2016	20.0 x 20.0 x 1.6	6.5	0.25	114	●	●	
CEC203	20.0 x 20.0 x 3.0	6.5	0.44	114	●	●	
CEC2516	25.0 x 25.0 x 1.6	6.5	0.31	146	●	●	
CEC253	25.0 x 25.0 x 3.0	6.5	0.56	144	●	●	
CEC403	40.0 x 40.0 x 3.0	6.5	0.92	234	●	●	
CEC503	50.0 x 50.0 x 3.0	6.5	1.17	294	●	●	

## Channel Unequal

ALLOY: 6060 TEMPER: T5 FINISH: Clear Anodised

STOCK CODE	DESCRIPTION W x H x T	LENGTH METRE	WEIGHT KG/M	ANOD PER	STATE		
					V	N	Q
CUC122025	12.0 x 20.0 x 2.5	6.5	0.32	100	●	●	
CUC201616	20.0 x 16.0 x 1.6	6.5	0.21	100	●	●	
CUC25123	25.0 x 12.0 x 3.0	6.5	0.35	100	●	●	
CUC25403	25.0 x 40.0 x 3.0	6.5	0.8	204	●	●	
CUC32253	32.0 x 25.0 x 3.0	6.5	0.62	158	●	●	
CUC40253	40.0 x 25.0 x 3.0	6.5	0.68	174	●	●	
CUC50253	50.0 x 25.0 x 3.0	6.5	0.76	194	●	●	

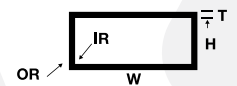
## Glazing Channels

ALLOY: 6060 TEMPER: T5 FINISH: Clear Anodised

STOCK CODE	DESCRIPTION W x H x T	LENGTH METRE	WEIGHT KG/M	ANOD PER	STATE		
					V	N	Q
GCEC323	32.0 x 32.0 x 3.0	6.5	0.746	190	●		
GCUC32453	32.0 x 45.0 x 3.0	6.5	0.958	243	●		

## Rectangle Tube

ALLOY: 6060 TEMPER: T5 FINISH: White & Primrose

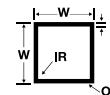


STOCK CODE	DESCRIPTION W x H x T	LENGTH METRE	WEIGHT KG/M	ANOD PER	STATE		
					V	N	Q
RET200503W	200.0 x 50.0 x 3.0	6.5	3.96	500			●
RET200503P	200.0 x 50.0 x 3.0	6.5	3.96	500			●

Other sizes and variations may be available – contact your nearest branch for assistance.



## Square Tube



FINISH: Mill

STOCK CODE	DESCRIPTION W x W x T	ALLOY TEMPER	LENGTH METRE	WEIGHT KG/M	ANOD PER	STATE		
						V	N	Q
SQT1215	12.7 x 12.7 x 1.5	6060 T5	6.5	0.19	100	●	●	●
SQT1912	19.05 x 19.05 x 1.2	6060 T5	6.5	0.231	100		●	
SQT2016	20.0 x 20.0 x 1.6	6060 T5	6.5	0.318	100	●	●	●
SQT2025	20.0 x 20.0 x 2.5	6060 T5	6.5	0.47	100	●	●	
SQT203	20.0 x 20.0 x 3.0	6060 T5	6.5	0.53	100	●	●	●
SQT2512	25.4 x 25.4 x 1.22	6060 T5	6.5	0.32	101	●	●	●
SQT2516	25.0 x 25.0 x 1.6	6060 T5	6.5	0.41	100	●	●	●
SQT253	25.0 x 25.0 x 3.0	6060 T5	6.5	0.71	100	●	●	●
SQT3216	32.0 x 32.0 x 1.6	6060 T5	6.5	0.53	128	●	●	●
SQT322A	32.0 x 32.0 x 2.0	6060 T5	6.5	0.65	128			●
SQT323	32.0 x 32.0 x 3.0	6060 T5	6.5	0.94	128	●	●	●
SQT4016	40.0 x 40.0 x 1.6	6060 T5	6.5	0.67	160	●	●	●
SQT4025	40.0 x 40.0 x 2.5	6060 T5	6.5	1.01	160	●	●	●
SQT403	40.0 x 40.0 x 3.0	6060 T5	6.5	1.2	160	●	●	●
SQT442	44.45 x 44.45 x 2.03	6060 T5	6.5	0.93	177	●		
SQT5016	50.0 x 50.0 x 1.6	6060 T5	6.5	0.841	200	●	●	●
SQT5025	50.0 x 50.0 x 2.5	6060 T5	6.5	1.28	200	●	●	●
SQT503	50.0 x 50.0 x 3.0	6060 T5	6.5	1.52	200	●	●	●
SQT6516	65.0 x 65.0 x 1.6	6060 T5	6.5	1.1	260	●		
SQT6525	65.0 x 65.0 x 2.5	6060 T5	6.5	1.685	260	●	●	●
SQT753	75.0 x 75.0 x 3.0	6060 T5	6.5	2.33	305	●	●	●
SQT1003	100.0 x 100.0 x 3.0	6060 T5	6.5	3.15	400	●	●	●

## Square Tube Radius

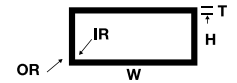
FINISH: Mill

STOCK CODE	DESCRIPTION W x W x T	ALLOY TEMPER	RADIUS		LENGTH METRE	WEIGHT KG/M	ANOD PER	STATE		
			OR	IR				V	N	Q
SQTR1616	16.0 x 16.0 x 1.6	6060 T5	2	0.5	6.5	0.227	100	●	●	●
SQTR1918	19.05 x 19.05 x 1.83	6060 T5	1.57	1.57	6.5	0.34	100	●	●	●
SQTR203	20.0 x 20.0 x 3.0	6060 T5	3		6.5	0.55	100	●		●
SQTR2516	25.0 x 25.0 x 1.6	6060 T5	3	2.5	6.5	0.39	101	●		●
SQTR252	25.0 x 25.0 x 2.0	6060 T5	1.6	1.6	6.5	0.471	101			●
SQTR253	25.0 x 25.0 x 3.0	6060 T5	3		6.5	0.713	101	●	●	●
SQTR323	32.0 x 32.0 x 3.0	6060 T5	3		6.5	0.928	128			●
SQTR402	40.0 x 40.0 x 2.0	6060 T5	4.5	3	6.5	0.795	155			●
SQTR403	40.0 x 40.0 x 3.0	6060 T5	3	1	6.5	1.14	160	●	●	●
SQTR5016	50.0 x 50.0 x 1.6	6060 T5	6	4	6.5	0.81	200			●
SQTR5018	50.0 x 50.0 x 1.8	6060 T5	6.3	4.5	6.5	0.91	200	●	●	
SQTR502	50.0 x 50.0 x 2.0	6060 T5	6	4	6.5	0.99	200			●
SQTR503	50.0 x 50.0 x 3.0	6060 T5	4.75	1.57	6.5	1.46	200	●	●	●
SQTR505	50.0 x 50.0 x 5.0	6063 T5	4.75		6.5	2.43	200			●
SQTR653	65.0 x 65.0 x 3.0	6060 T5	4		6.5	1.988	260			●
SQTR763	76.2 x 76.2 x 3.0	6060 T5	15.9	9.6	6.5	2.314	305	●		●
SQTR766	76.2 x 76.2 x 6.35	6061 T6	15.9	9.6	6.5	4.39	305	●	●	●
SQTR1006A	100.0 x 100.0 x 6.0	6061 T6	12	6	6.5	5.863	400			●
SQTR10163	101.6 x 101.6 x 6.35	6061 T6	12.7	6.35	6.5	6.275	400	●	●	●

Other sizes and variations may be available – contact your nearest branch for assistance.



# Rectangle Tube



FINISH: Mill

STOCK CODE	DESCRIPTION W x H x T	ALLOY TEMPER	LENGTH METRE	WEIGHT KG/M	ANOD PER	STATE		
						V	N	Q
RET38173	38.1 x 17.45 x 3.18	6060 T5	6.5	0.85	111	●	●	●
RET382516	38.0 x 25.0 x 1.6	6060 T5	6.5	0.47	121	●		
RET382525	38.1 x 25.4 x 2.54	6060 T5	6.5	0.8	127	●	●	
RET40203	40.0 x 20.0 x 3.0	6060 T5	6.5	0.88	127	●	●	●
RET402525	40.0 x 25.0 x 2.5	6060 T5	6.5	0.81	246	●	●	●
RET502516	50.0 x 25.0 x 1.6	6060 T5	6.5	0.623	150	●		●
RET502525	50.0 x 25.0 x 2.5	6060 T5	6.5	0.95	150	●	●	●
RET50253	50.0 x 25.0 x 3.0	6060 T5	6.5	1.12	150	●	●	●
RET50383	50.8 x 38.1 x 3.18	6060 T5	6.5	1.44	177	●	●	
RET504025	50.0 x 40.0 x 2.5	6060 T5	6.5	1.148	180			●
RET60403	60.0 x 40.0 x 3.0	6060 T5	6.5	1.52	200	●	●	●
RET762516	76.0 x 25.0 x 1.6	6060 T5	6.5	0.81	220	●	●	●
RET762524	76.0 x 25.0 x 2.4	6060 T5	6.5	1.255	220	●	●	●
RET76383	76.2 x 38.1 x 3.18	6060 T5	6.5	1.95	228	●	●	
RET76503	76.2 x 50.8 x 3.18	6060 T5	6.5	2.08	254	●	●	
RET75506	75.0 x 50.0 x 6.0	6082 T6	6	3.68	250	●		
RET80253	80.0 x 25.0 x 3.0	6060 T5	6.5	1.604	225		●	●
RET80403	80.0 x 40.0 x 3.0	6060 T5	6.5	1.85	240	●	●	●
RET80503	80.0 x 50.0 x 3.0	6060 T5	6.5	2.01	260	●	●	●
RET822822	82.28 x 28.28 x 2.2	6060 T5	6.5	1.32	222	●	●	
RET1002525	100.0 x 25.0 x 2.5	6060 T5	6.5	1.62	250	●	●	●
RET1005016	100.0 x 50.0 x 1.6	6060 T5	6.5	1.27	300	●	●	●
RET100503	100.0 x 50.0 x 3.0	6060 T5	6.5	2.33	300	●	●	●
RET125403	125.0 x 40.0 x 3.0	6060 T5	6.5	2.585	300			●
RET150503	150.0 x 50.0 x 3.0	6060 T5	6.5	3.15	400	●	●	●
RET200503	200.0 x 50.0 x 3.0	6060 T5	6.5	3.96	500	●	●	●
RET250503	250.0 x 50.0 x 3.0	6060 T5	6.5	4.736	600		●	

# Rectangle Tube Radius

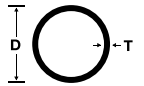
FINISH: Mill

STOCK CODE	DESCRIPTION W x H x T	ALLOY TEMPER	RADIUS		LENGTH METRE	WEIGHT KG/M	ANOD PER	STATE		
			OR	IR				V	N	Q
RETR382516	38.0 x 25.0 x 1.6	6060 T5	3	1.5	6.5	0.47	121			●
RET382519	38.0 x 25.0 x 1.9	6060 T5	3	1.5	6.5	0.589	121		●	
RETR38252	38.0 x 25.0 x 2.0	6060 T5	3	1.5	6.5	0.637	121			●
RETR501016	50.0 x 10.0 x 1.6	6060 T5	0.4	0.4	6.5	0.41	120	●	●	
RETR502516	50.0 x 25.0 x 1.6	6060 T5	3	1.5	6.5	0.605	150			●
RETR50253	50.0 x 25.0 x 3.0	6060 T5	3		6.5	1.101	150			●
RETR651614	65.0 x 16.0 x 1.4	6060 T5	3	1.6	6.5	0.576	162	●	●	●
RETR75503	75.0 x 50.0 x 3.0	6060 T5		6	6.5	1.872	250			●
RETR75504	75.0 x 50.0 x 4.0	6005A T5	1	5	7.5	2.479	250			●
RETR76506	76.2 x 50.8 x 6.35	6106 T6	1	1	6.5	3.919	252			●
RETR80403	80.0 x 40.0 x 3.0	6060 T5	4.7	6	6.5	1.815	240			●
RETR1001614	100.0 x 16.0 x 1.4	6060 T5	3		6.5	0.78	227			●
RETR100503	100.0 x 50.0 x 3.0	6060 T5	6	3	6.5	2.27	300	●	●	●
RETR100506	100.0 x 50.0 x 6.0	6061 T6	6	2	6.5	4.35	286	●	●	●
RETR100253	100.0 x 25.0 x 3.0	6060 T5	4	2.5	6.5	1.866	240			●
RETR150503	150.0 x 50.0 x 3.0	6060 T5	4	3	6.5	3.092	340			●

Other sizes and variations may be available – contact your nearest branch for assistance.



# Round Tube



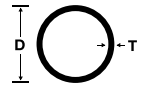
FINISH: Mill

STOCK CODE	DESCRIPTION D x T	ALLOY TEMPER	LENGTH METRE	WEIGHT KG/M	ANOD PER	STATE		
						V	N	Q
ROT69	6.35 x 0.91	6060 T5	6	0.04	100	●	●	●
ROT101	10.0 x 1.0	6060 T5	6.5	0.081	100			●
ROT1012	10.0 x 1.2	6060 T5	6.5	0.09	100	●		●
ROT1012-5	10.0 x 1.2	6060 T5	5	0.09	100	●		
ROT1016	10.0 x 1.6	6060 T5	6.5	0.11	100	●	●	●
ROT1216	12.0 x 1.6	6060 T5	6.5	0.14	100	●	●	●
ROT1415	14.0 x 1.5	6060 T5	4	0.16	100	●	●	●
ROT1512-6	15.88 x 1.22	6060 T5	6	0.152	100			●
ROT1616	16.0 x 1.6	6060 T5	6.5	0.2	100	●	●	●
ROT2016	20.0 x 1.6	6060 T5	6.5	0.25	100	●	●	●
ROT202	20.0 x 2.0	6060 T5	6.5	0.305	100			●
ROT203	20.0 x 3.0	6060 T5	6.5	0.433	100	●	●	●
ROT2516	25.0 x 1.6	6060 T5	6.5	0.33	100	●	●	●
ROT253	25.0 x 3.0	6060 T5	6.5	0.56	100	●	●	●
ROT3216	32.0 x 1.6	6060 T5	6.5	0.42	100	●	●	●
ROT323	32.0 x 3.0	6060 T5	6.5	0.74	100	●	●	●
ROT383	38.1 x 3.25	6060 T5	6.5	0.9	119	●	●	●
ROT4016	40.0 x 1.6	6060 T5	6.5	0.52	125	●	●	●
ROT403	40.0 x 3.0	6060 T5	6.5	0.94	125	●	●	●
ROT4416	44.0 x 1.6	6060 T5	6.5	0.53	138	●	●	●
ROT443	44.4 x 3.0	6060 T5	6.5	1.141	246	●	●	●
ROT4816	48.0 x 1.6	6060 T5	6.5	0.63	151	●	●	
ROT4844	48.44 x 4.47	6061 T6	6.1	1.67	152	●	●	●
ROT5016	50.0 x 1.6	6060 T5	6.5	0.66	157	●	●	●
ROT502	50.0 x 2.0	6060 T5	6.5	0.81	157			●
ROT503	50.0 x 3.0	6060 T5	6.5	1.2	157	●	●	●
ROT504	50.0 x 4.0	6060 T5	6.5	1.56	157			●
ROT505	50.0 x 5.0	6060 T5	6.5	1.909	157			●
ROT506	50.0 x 6.0	6060 T5	6.5	2.39	157	●	●	●
ROT602	60.0 x 2.0	6060 T5	6.5	0.99	188	●	●	●
ROT603	60.0 x 3.0	6060 T5	6.5	1.45	188	●	●	●
ROT605	60.0 x 5.0	6060 T5	6.5	2.34	189	●	●	●
ROT636	63.5 x 6.35	6060 T5	6.5	3.09	199	●	●	●
ROT757	75.0 x 7.0	6061 T6	6.5	4.032	238			●
ROT7632	76.2 x 3.25	6060 T5	6.5	2.01	215	●		●
ROT7647	76.2 x 4.75	6060 T5	6.5	2.89	239	●	●	●
ROT766	76.2 x 6.35	6061 T6	6.5	3.76	239		●	●
ROT802	80.0 x 2.0	6060 T5	6.5	1.32	251	●	●	●
ROT803	80.0 x 3.0	6060 T5	6.5	1.96	251	●	●	●
ROT889635	88.9 x 6.35	6061 T6	6.5	4.463	282	●		●
ROT1002	100.0 x 2.0	6060 T5	6.5	1.67	314	●	●	●
ROT1003	100.0 x 3.0	6060 T5	6.5	2.48	314	●	●	●
ROT10164	101.6 x 6.4	6061 T6	6.5	5.149	322	●	●	●
ROT11463	114.3 x 6.35	6061 T6	6.5	5.836	362			●
ROT1178	117.0 x 8.0	6005A T5	6.5	7.424	371			●
ROT12563	125.0 x 6.35	6005A T5	6.5	6.414	393			●
ROT1503	150.0 x 3.0	6060 T5	6.5	3.76	479	●	●	●
ROT2033	203.2 x 3.0	6060 T5	6.5	5.094	638			●

Other sizes and variations may be available – contact your nearest branch for assistance.



## Telescopic Tube



FINISH: Mill

STOCK CODE	DESCRIPTION D x T	ALLOY TEMPER	LENGTH METRE	WEIGHT KG/M	ANOD PER	STATE		
						V	N	Q
ROT1214	12.7 x 1.42	6060 T6	5.5	0.14	100	●	●	
ROT1514	15.58 x 1.42	6060 T6	5.5	0.17	100	●	●	
ROT1914	19.05 x 1.42	6060 T6	5.5	0.21	100	●	●	
ROT2214	22.22 x 1.42	6060 T6	5.5	0.25	100	●	●	
ROT2514	25.4 x 1.42	6060 T6	5.5	0.29	100	●	●	
ROT2814	28.58 x 1.42	6060 T6	5.5	0.33	100	●	●	

## Telescopic Drawn Tube

FINISH: Mill

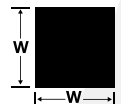
STOCK CODE	DESCRIPTION D x T	ALLOY TEMPER	LENGTH METRE	WEIGHT KG/M	ANOD PER	STATE		
						V	N	Q
ROTD1214	12.7 x 1.42	6060 T81	5.5	0.14	100			●
ROTD1514	15.58 x 1.42	6060 T81	5.5	0.17	100			●
ROTD1914	19.05 x 1.42	6060 T81	5.5	0.21	100			●
ROTD2214	22.22 x 1.42	6060 T81	5.5	0.25	100			●
ROTD2514	25.4 x 1.42	6060 T81	5.5	0.29	100			●
ROTD2814	28.58 x 1.42	6060 T81	5.5	0.33	100			●

## Round Tube

FINISH: Clear Anodised & Bright Dipped

STOCK CODE	DESCRIPTION D x T	ALLOY TEMPER	LENGTH METRE	WEIGHT KG/M	ANOD PER	STATE		
						V	N	Q
ROTC2016 (Clear)	20.0 x 1.6	6060 T5	6.5	0.25	100	●		
ROTC2516 (Clear)	25.0 x 1.6	6060 T5	6.5	0.33	100	●	●	
ROTB2516 (B.Dipped)	25.0 x 1.6	6060 T5	6.5	0.33	100	●	●	
ROTB253 (B.Dipped)	25.0 x 3.0	6060 T5	6.5	0.56	100	●		

## Square Bar



FINISH: Mill & Clear Anodised

STOCK CODE	DESCRIPTION W x W	ALLOY TEMPER	LENGTH METRE	WEIGHT KG/M	ANOD PER	STATE		
						V	N	Q
SQ6	6.0 x 6.0	6060 T5	4	0.1	100	●	●	●
SQC6 (Clear Anodised)	6.0 x 6.0	6060 T5	4	0.1	100	●	●	
SQ10	10.0 x 10.0	6060 T5	4	0.27	100	●	●	●
SQ12	12.0 x 12.0	6060 T5	4	0.39	100	●	●	●
SQ16	16.0 x 16.0	6060 T5	4	0.694	100	●	●	●
SQ20	20.0 x 20.0	6060 T5	4	1.08	100	●	●	●
SQ25	25.0 x 25.0	6060 T5	4	1.69	100	●	●	●
SQ40	40.0 x 40.0	6060 T5	4	4.334	160	●	●	
SQS40	40.0 x 40.0	6061 T6	4	4.334	160			●
SQ50	50.0 x 50.0	6060 T5	4	6.75	200	●		
SQS50	50.0 x 50.0	6061 T6	4	6.75	200		●	●
SQ65	65.0 x 65.0	6060 T5	4	11.45	260	●		
SQS65	65.0 x 65.0	6061 T6	4	11.45	260		●	●
SQS76.2	76.2 x 76.2	6061 T6	2	15.751	350		●	●
SQS100A	101.6 x 101.6	6061 T6	2	28.001	400		●	●

Other sizes and variations may be available – contact your nearest branch for assistance.



# Machine Rod




FINISH: Mill

STOCK CODE	DESCRIPTION D	ALLOY TEMPER	LENGTH METRE	WEIGHT KG/M	STATE		
					V	N	Q
MS6	6	2011 T3	3.6	0.08	●	●	●
MS8	8	2011 T3	3.6	0.14	●	●	●
MS10	10	2011 T3	3.6	0.22	●	●	●
MS12	12	2011 T3	3.6	0.32	●	●	●
MS12.7	12.76	2011 T3	3.6	0.36	●	●	●
MS14	14	2011 T3	3.6	0.43	●	●	●
MS16	16	2011 T3	3.6	0.57	●	●	●
MS19.05	19.05	2011 T3	3.6	0.8	●	●	●
MS20	20	2011 T3	3.6	0.89	●	●	●
MS22	22	2011 T3	3.6	1.07	●	●	●
MS24	24	2011 T3	3.6	1.28	●	●	●
MS25.4	25.4	2011 T3	3.6	1.43	●	●	●
MS27	27	2011 T3	3.6	1.62	●	●	●
MS30	30	2011 T3	3.6	1.99	●	●	●
MS31.75	31.75	2011 T3	3.6	2.23	●	●	●
MS33	33	2011 T3	3.6	2.41	●	●	●
MS36	36	2011 T3	3.6	2.87	●	●	●
MS38.1	38.1	2011 T3	3.6	3.22	●	●	●
MS39	39	2011 T6	3.6	3.37	●	●	●
MS42	42	2011 T6	3.6	3.91	●	●	●
MS45	45	2011 T6	3.6	4.5	●	●	●
MS50	50	2011 T6	3.6	5.54	●	●	●
MS55	55	2011 T6	3.6	6.7	●	●	●
MS60	60	2011 T6	3.6	7.98	●	●	●
MS65	65	2011 T6	3.6	9.36	●	●	●
MS70	70	2011 T6	3.6	10.85	●	●	●
MS75	75	2011 T6	3.6	12.46	●	●	●
MS80	80	2011 T6	1.5	14.18	●	●	●
MS90	90	2011 T6	1.5	17.94	●	●	●
MS100	100	2011 T6	1.5	22.15	●	●	●
MS110	110	2011 T6	1.5	26.8	●	●	●
MS120	120	2011 T6	1.5	31.89	●	●	●
MS130	130	2011 T6	1.5	37.43	●	●	●
MS140	140	2011 T6	1.5	43.41	●	●	●
MS150	150	2011 T6	1.5	50.02	●	●	●
MS160	160	2011 T6	1.5	56.7	●	●	●
MS180	180	2011 T6	Random	72.05		●	●
MS210	210	2011 T6	Random	97.69	●	●	●
MS230	230	2011 T6	Random	119			●
MS250	250	2011 T6	Random	138.98			●
MS254	254	2011 T6	Random	141.88	●		

Other sizes and variations may be available – contact your nearest branch for assistance.



# Round Rod



FINISH: Mill

STOCK CODE	DESCRIPTION D	ALLOY TEMPER	LENGTH METRE	WEIGHT KG/M	ANOD PER	STATE		
						V	N	Q
RS10	10	6060 T5	4	0.21	100	●	●	●
RS12	12	6060 T5	4	0.31	100	●	●	●
RSS15.88	15.88	6061 T6	4	0.537	100			●
RS16	16	6060 T5	4	0.54	100	●	●	●
RSS19.05	19.05	6061 T6	4	0.78	100	●		
RS20	20	6060 T5	4	0.86	100	●	●	●
RSS20	20	6061 T6	4	0.86	100	●		●
RSS22.23	22.23	6061 T6	4	1.048	100			●
RS25	25	6060 T5	4	1.33	100	●		●
RSS25.4	25.4	6061 T6	4	1.33	100	●	●	
RSS30.16	30.16	6061 T6	4	1.94	100	●	●	●
RSS31.75	31.75	6061 T6	4	2.15	100	●	●	●
RSS33	33	6061 T6	4	2.318	108		●	●
RSS36.5	36.5	6061 T6	4	2.84	114		●	●
RSS39	39	6061 T6	4	3.23	122	●	●	●
RSS42	42	6061 T6	4	3.755	130	●	●	
RSS44.45	44.45	6061 T6	4	4.19	140	●	●	●
RSS45	45	6061 T6	4	4.5	140	●		●
RSS50.8	50.8	6061 T6	4	5.47	159	●	●	●
RSS51.3	51.3	6061 T6	4	5.601	1.62	●		
RSS55	55	6061 T6	4	6.43	172	●	●	
RSS60.33	60.33	6061 T6	4	7.72	189	●	●	●
RSS65	65	6061 T6	4	9.02	204	●	●	●
RSS70	70	6061 T6	4	10.5	220	●	●	
RSS76.2	76.2	6061 T6	2	12.31	239	●	●	●
RSS82/RSS83	82.55/83	6061 T6	2	14.52/14.66	260	●	●	●
RSS88.9/RSS90	88.9/90.8	6061 T6	2	16.76/17.28	280	●	●	●
RSS101.6	101.6	6061 T6	2	21.89	319	●	●	●
RSS110	110	6061 T6	2	25.78	359	●	●	
RSS114.3	114.3	6061 T6	2	27.83	359			●
RSS120	120	6061 T6	2	31.89	359	●	●	●
RSS127	127	6061 T6	2	34.36	402			●
RSS130	130	6061 T6	2	35.84	402	●	●	
RSS139.7	139.7	6061 T6	1.5	41.39	410	●	●	●
RSS140	140	6061 T6	1.5	41.57	410	●	●	●
RSS152.4	152.4	6061 T6	2	49.44	419	●	●	●
RSS160	160	6061 T6	2	54.633	208	●	●	●
RSS177.8	177.8	6061 T6	Random	68.80	601	●	●	●
RSS190.5	190.5	6061 T6	Random	77.24		●	●	●
RSS200/RSS203.2	200/203.2	6061 T6	Random	86.70/88.62		●	●	●
RSS210	210	6061 T6	Random	95.33		●	●	●
RSS216	216	6061 T6	Random	101.67				●
RSS225/RSS230	225/230	6061 T6	Random	107.48/114.67			●	●
RSS235	235	6061 T6	Random	118.33		●	●	●
RSS250/RSS254	250/254	6061 T6	Random	138.98/140		●	●	●
RSS280	280	6061 T6	Random	166.26			●	●
RSS300	300	6061 T6	Random	190.93				●
RSS304	304.8	6061 T6	Random	197.01		●	●	●
RSS355	355.6	6061 T6	Random	268.15		●	●	●

Other sizes and variations may be available – contact your nearest branch for assistance.





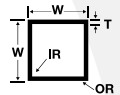
# 6262 Bar



FINISH: Mill



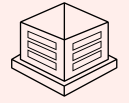
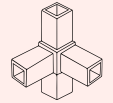
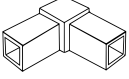
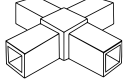
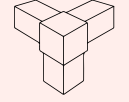
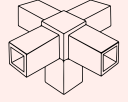
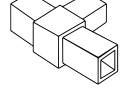
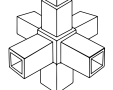
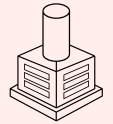

STOCK CODE	DESCRIPTION D	ALLOY TEMPER	LENGTH METRE	WEIGHT KG/M	ANOD PER	STATE		
						V	N	Q
RSM16	16	6262 T91	3.6	0.57	100		●	
RSM20	20	6262 T91	3.6	0.89	100		●	
RSM25.4	25.4	6262 T91	3.6	1.376	100		●	
RSM35	35	6262 T91	3.6	2.607	114		●	
RSM39	39	6262 T91	3.6	3.37	122		●	
RSM40	40	6262 T91	3.6	3.394	125		●	
RSM45	45	6262 T91	3.6	4.35	140		●	
RSM50	50	6262 T91	3.6	5.54	159		●	
RSM60	60	6262 T91	3.6	7.98	189		●	
RSM65	65	6262 T91	3.6	9.36	204		●	
RSM70	70	6262 T91	3.6	10.85	220		●	
RSM75	75	6262 T91	3.6	12.46	236		●	
RSM90	90	6262 T91	3	18.044	283		●	

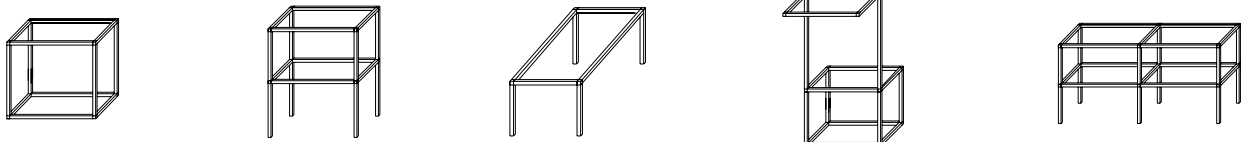
## Aculock – Qubelok System



The Aculok Qubelok system has numerous applications. From household and office furniture to storage and shelving in the garage, shed, trade vehicles, and you can also build chook pens, avairies, green houses, options are endless, only limited by your imagination. This is a light weight system. With connectors and castors available there is no need to weld. Our friendly staff can cut down to desired length.

STOCK CODE	DESCRIPTION W x W x T	ALLOY TEMPER	LENGTH METRE	WEIGHT KG/M	ANOD PER	STATE		
						V	N	Q
SQT2512	25.4 x 25.4 x 1.22	6060 T5	6.5	0.32	101	●	●	●
SQTL2512	25.4 x 25.4 x 1.22 LIP	6060 T5	6.5	0.34	103	●	●	●

SQT2512	Aculok Tube		SQTL2512	Aculok Tube with lip	
PLASCAP	End Cap		PLAS40	4 - Way Corner Connector	
PLAS20	2 - Way Flat Connector		PLAS41	4 - Way Flat Connector	
PLAS30	3 - Way Corner Connector		PLAS50	5 - Way Connector	
PLAS31	3 - Way Flat Connector		PLAS60	6 - Way Connector	
PLASOCKET	Socket		PLASCASTOR	Castor	



Other sizes and variations may be available – contact your nearest branch for assistance.



# Coolroom

DIAGRAM	ALLOY TEMPER	LENGTH METRE	ANOD PER	MASS KG/M	PRODUCT CODE	PRODUCT FINISH	STATE		
							V	N	Q
	6060 T5	6.5	144	0.33	COARROW	MILL	●	●	●
					COSMARROW	SURFMIST	●	●	
	6060 T5	6.5	138	0.21	COJOIN5	MILL	●		●
					COSMJOIN5	SURFMIST	●		
	6060 T5	6.5	226	0.5	COB5030	MILL	●	●	●
					COSMB5030	SURFMIST	●	●	
	6060 T5	6.5	302	0.682	COB7636	MILL	●	●	●
					COSMB7636	SURFMIST	●	●	
	6060 T5	6.5	342	0.77	COB10036	MILL	●	●	●
					COSMB10036	SURFMIST	●	●	
	6060 T5	6.5	460	1.25	COB15038	MILL	●	●	●
					COSMB15038	SURFMIST	●	●	
	6060 T5	6.5	153	0.32	COB5424	MILL			●
					COSMB5425	SURFMIST		●	
	6060 T5	6.5	160	0.34	AE4016	MILL	●	●	●
					AESM4016	SURFMIST	●	●	
	6060 T5	6.5	261	0.44	AU704016	MILL	●	●	●
					AUSM704016	SURFMIST	●	●	
	6060 T5	6.5	263	0.56	AU904016	MILL	●	●	●
					AUSM904016	SURFMIST	●	●	

Other sizes and variations may be available – contact your nearest branch for assistance.



# Coolroom

DIAGRAM	ALLOY TEMPER	LENGTH METRE	ANOD PER	MASS KG/M	PRODUCT CODE	PRODUCT FINISH	STATE		
							V	N	Q
	6060 T5	6.5	276	0.96	COB9225	MILL	●	●	●
					COSMB9225	SURFMIST	●	●	
	6060 T5	6.5	326	1.17	COB11825	MILL	●	●	●
					COSMB11825	SURFMIST	●	●	
	6060 T5	6.5	428	1.56	COB16825	MILL	●	●	●
					COSMB16825	SURFMIST	●	●	
	6060 T5	6.5	470	0.87	COCORN50	MILL	●	●	●
					COSMCORN50	SURFMIST	●	●	
	6060 T5	4.8	560	1.87	COCORN75	MILL	●		
	6060 T5	6.5	118	0.25	COCO35	COCO35	●	●	
					COSMCOV35	COSMCOV35	●	●	
				0.233	COCO35A	COCO35A			●
	6060 T5	6.5	183	0.46	COCO50	MILL	●	●	●
					COSMCOV50	SURFMIST	●	●	
	6060 T5	6.5	261	0.84	COCO75	MILL	●	●	●
					COSMCOV75	SURFMIST	●	●	
	6060 T5	6.5	100	0.24	T402016	MILL	●	●	●
	6060 T5	6.5	160	0.34	T4016	MILL	●	●	●
					TSM4016	SURFMIST	●		
	6060 T5	6.5	309	0.62	COI50	MILL	●	●	●
					COSMI50	SURFMIST	●	●	

Other sizes and variations may be available – contact your nearest branch for assistance.



## Coolroom

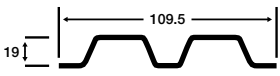
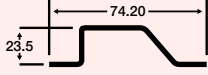
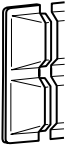
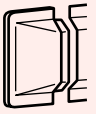
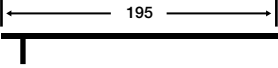
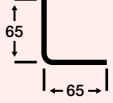
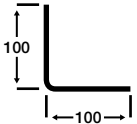

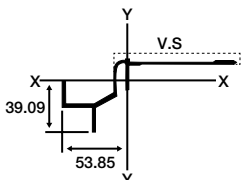
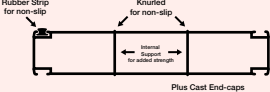

DIAGRAM	ALLOY TEMPER	LENGTH METRE	ANOD PER	MASS KG/M	PRODUCT CODE	PRODUCT FINISH	STATE		
							V	N	Q
	6060 T5	6.5	205	0.44	COJAMB50	MILL	●	●	●
					COSMJAMB50	SURFMIST	●	●	
	6060 T5	6.5	302	0.611	COJAMB75	MILL	●	●	
					COSMJAMB75	SURFMIST	●	●	
	6060 T5	6.5	302	1.64	COJTRACK	MILL	●	●	
					COSMJTRACK	SURFMIST	●	●	
	6060 T5	6.5	412	2.7	COLTRACK	MILL	●	●	
					COSMLTRACK	SURFMIST	●	●	
	6060 T5	6.5	192	0.81	SQTR5016	MILL	●		●
	6060 T5	6.5	192	0.91	SQTR5018	MILL	●	●	

## Sign Box

DIAGRAM	ALLOY TEMPER	LENGTH METRE	ANOD PER	MASS KG/M	PRODUCT CODE	PRODUCT FINISH	STATE		
							V	N	Q
	6060 T5	6.5	491	1.198	SBOX150	MILL	●	●	●
	6060 T5	6.5	605	1.649	SBOX200	MILL	●	●	●

Other sizes and variations may be available – contact your nearest branch for assistance.

# Transport

DIAGRAM	ALLOY TEMPER	LENGTH METRE	ANOD PER	MASS KG/M	PRODUCT CODE	PRODUCT FINISH	STATE			
							V	N	Q	
 <p>Double Rub Rail</p>	6060 T5	6.5	315	0.68	TRDR6	MILL	●	●	●	
 <p>Single Rub Rail</p>	6060 T5	4.88	214	0.45	TRSR4	MILL	●		●	
	6060 T5	6.5			TRSR6	MILL	●	●	●	
 <p>Double Rub Rail End Cap</p>	PER PAIR	ALUMINIUM CAST			TRDCAP	MILL	●	●	●	
 <p>Single Rub Rail End Cap</p>	PER PAIR	ALUMINIUM CAST			TRSCAP	MILL	●	●	●	
 <p>Bottom Guide Rail</p>	6060 T5	6.5	440	1.856	TRBGRP	POLISHED	●	●	●	
		4.5			TRBRP45	POLISHED		●		
 <p>Custom Angle</p>	6060 T5	6.5	251	1.096	TRAE654P	POLISHED	●	●	●	
 <p>Custom Angle</p>	6060 T5	6.5	392	1.76	TRAE1004P	POLISHED	●	●	●	
		4.5			TRAE1004P45	POLISHED		●		
 <p>100mm Capping</p>	EACH	ALUMINIUM CAST			TRAE100POL	POLISHED			●	
 <p>Transport Roof</p>	6060 T5	6.5	453	1.654	TRROOF	POLISHED	●			
	6005a	2	REFER TO PAGE 7			MPLANK2	MILL	●	●	●
		3				MPLANK3	MILL	●	●	●
		4				MPLANK4	MILL	●	●	●
		5				MPLANK5	MILL	●	●	●
		6				MPLANK6	MILL	●	●	●
	6063 t594	Suits 32mm Tube	392	2.479	TRROPE32	MILL			●	

Other sizes and variations may be available – contact your nearest branch for assistance.

# Transport

DIAGRAM	ALLOY TEMPER	LENGTH METRE	ANOD PER	MASS KG/M	PRODUCT CODE	STATE		
						V	N	Q
	6063 T5	3.81	440	1.441	REARCOAM1			●
	6063 T5	5.01	275	1.122	REARCOAM6			●
	6063 T5	7.4	330	1.61	SIDECOAM6			●
	6063 T5	5.07	285	1.445	SIDECOAM1			●
	6106 T6	3.81	500	1.398	TRAY1TON			●
	6106 T6	5.01	663	1.946	TRAY6TON			●
	6106 T6	5.01	509	1.412	TRAYSTART1			●
	6106 T6	5.01	605	1.806	TRAYSTART6			●
	6063 T5	7	767	2.623	DROPSIDE			●
	6060 T5	6.5	263	0.878	TOPHAT22	●		●
	6060 T5	6.5	274	0.912	TOPHAT25	●		●

Other sizes and variations may be available – contact your nearest branch for assistance.



## Fencing

DIAGRAM	ALLOY TEMPER	LENGTH METRE	ANOD PER	MASS KG/M	PRODUCT CODE	PRODUCT FINISH	STATE		
							V	N	Q
	6060 T5	6.5	120	0.41	RETR501016	VARIOUS	●	●	●
	6060 T5	6.5	162	0.576	RETR651614	VARIOUS	●	●	●
	6060 T5	6.5	227	0.78	RETR1001614	VARIOUS	●		●
	6060 T5	6.5	212	1.066	SQTR5018-1WAY	VARIOUS	●		●
	6060 T5	6.5	347	1.243	SQTR5018-90	VARIOUS	●		●
	6060 T5	6.5	235	1.238	SQTR5018-180	VARIOUS	●		●

Other sizes and variations may be available – contact your nearest branch for assistance.


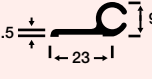
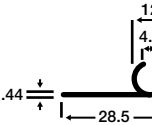
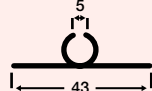
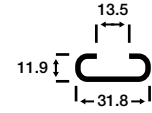

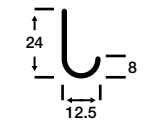
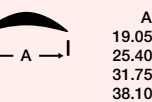
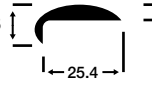
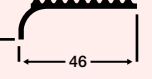
## Gate

DIAGRAM	ALLOY TEMPER	LENGTH METRE	ANOD PER	MASS KG/M	PRODUCT CODE	PRODUCT FINISH	STATE		
							V	N	Q
	6063 T5	5 & 6	277	1.269	GTRACK	MILL			●
	6060 T5	6	277	1.397	GTRACKA	MILL			●
	6060 T5	300mm	152	N/A	GATECHANNEL	MILL			●

CODE	DESCRIPTION	DIAGRAM	CODE	DESCRIPTION	DIAGRAM
GATEBRACKET	Buffer Roller		GATEGUIDE	Guide Stop 40mm	
	Bracket		GATEGUIDE50	Guide Stop 50mm	
GATESTOP	Sliding Gate Stop		GATEBUFFER13540	Buffer Roller 135mm x 40mm	
			GATEBUFFER6040	Buffer Roller 60mm x 40mm	
GATEBLOCK	Nylon Gate Block		GATEWHEEL	Wheel 12/14mm	
			GATEWHEEL19/20	Wheel 19/20mm	

Other sizes and variations may be available – contact your nearest branch for assistance.

# Miscellaneous

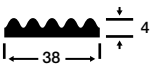
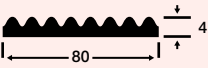
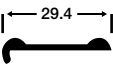

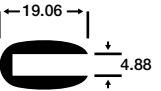
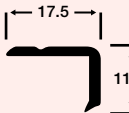
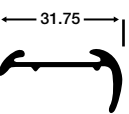
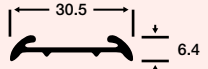
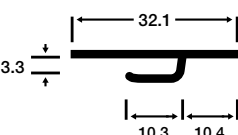
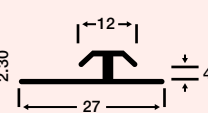
DIAGRAM	ALLOY TEMPER	LENGTH METRE	ANOD PER	MASS KG/M	PRODUCT CODE	PRODUCT FINISH	STATE		
							V	N	Q
<b>Double Throat Rope Track</b> 	6060 T5	6.5	100	0.32	MSROPEDT	MILL	●	●	●
<b>Single Rope Track</b> 	6060 T5	6.5	100	0.23	MSROPE	MILL	●	●	●
					MSROPEW	PEARL WHITE	●	●	●
					MSROPECLR	CLEAR ANODISED			●
					MSROPEBL	SATIN BLACK	●	●	●
<b>Single Off Set Rope Track</b> 	6060 T5	6.5	100	0.176	MSOROPES	MILL	●	●	●
<b>Double Rope Track</b> 	6060 T5	6.5	131	0.3	MDROPE	MILL	●	●	●
					MDROPEW	PEARL WHITE	●	●	●
					MDROPEBL	SATIN BLACK	●	●	●
<b>Sail Track</b> 	6060 T5	4	116	0.484	MSAIL	MILL	●	●	●
<b>Fluted Tube</b> 	6060 T5	5.5	100	0.35	MFTUBE	MILL	●	●	
<b>J Mould</b> 	6060 T1	4	100	0.16	MJMOULD	MILL	●	●	●
<b>Crescent Mould</b> 	6060 T1	4	100	0.117	MCRES1905	MILL	●	●	●
				0.153	MCRES254		●	●	●
				0.299	MCRES3175		●	●	●
				0.35	MCRES381		●	●	●
<b>Coping Mould</b> 	6060 T5	4	100	0.3	MCOP	MILL	●	●	●
<b>Stair Tread 46mm</b> 	6060 T5	4	122	0.45	MSTREAD	MILL	●	●	●

Other sizes and variations may be available – contact your nearest branch for assistance.





## Miscellaneous

DIAGRAM	ALLOY TEMPER	LENGTH METRE	ANOD PER	MASS KG/M	PRODUCT CODE	PRODUCT FINISH	STATE		
							V	N	Q
<b>Fluted Flat 38mm</b> 	6060 T1	4	100	0.31	MFLTREAD	MILL	●	●	●
<b>Fluted Flat 80mm</b> 	6060 T1	4	168	0.62	MFLTREAD80	MILL	●	●	●
<b>Table Edge 29.4mm</b> 	6060 T1	4	100	0.13	MTE2963	MILL	●	●	●
<b>Ticket Strip 31.75mm</b> 	6060 T5	3.6	100	0.18	MTICK	MILL	●	●	●
<b>Windscreen Mould</b> 	6060 T1	5	100	0.266	MWSCREEN	MILL	●	●	●
<b>Caravan Angle</b> 	6060 T1	4.8	100	0.12	MCANGLE	MILL	●		
					MCANGLEPW	PEARL WHITE	●	●	
<b>Caravan Trim</b> 	6061 T1	5	110	0.216	MCARTRIM	MILL	●	●	
					MCARTRIMPW	PEARL WHITE	●	●	●
					MCARTRIMBL	SATIN BLACK	●	●	●
<b>Caravan Flat Trim</b> 	6060 T5	5	110	0.161	MFCARTRIM	MILL	●	●	
					MFCARTRIMPW	PEARL WHITE	●	●	●
					MFCARTRIMBL	SATIN BLACK	●	●	●
<b>Joiner 3mm</b> 	6060 T5	5	100	0.136	MWALLJOIN3	MILL	●		
<b>Joiner 4mm</b> 	6060 T5	5	100	0.128	MJOIN4	MILL	●		
					MJOIN4W	PEARL WHITE	●		
					MJOIN4B	SATIN BLACK	●		

Other sizes and variations may be available – contact your nearest branch for assistance.

# Miscellaneous

DIAGRAM	ALLOY TEMPER	LENGTH METRE	ANOD PER	MASS KG/M	PRODUCT CODE	PRODUCT FINISH	STATE		
							V	N	Q
<b>Slat Board</b> 	6060 T5	2.4	134	0.175	MSLAT	MILL	●	●	●
	6060 T5	2.41			MSLATALP	MILL			●
<b>Wall Board Capping</b> 	6060 T1	4	100	0.09	MCWALLCAP	CLEAR ANODISED	●	●	●
					MBWALLCAP	SATIN BLACK	●		
<b>Split Batten</b> 	6060 T5	4	222	0.22	MSBAT	MILL	●	●	●
	6063 T5	4	222	0.793	MSHELF44	MILL	●		
					MCSHELF44	CLEAR ANODISED	●		
					MWSHELF44	PEARL WHITE	●		
<b>Step / Ramp</b> 	6060 T5	4	350	0.836	STEP32	CLEAR ANODISED	●		
	6106 T6	6.05	1012	2.796	STAIRTREAD	MILL			●
	6106 T6	6.05	1135	3.063	STAIRTREAD50	MILL			●
	FABRICATED CAP TO SUIT					STAIRCAP	MILL		
	6060 T5	4.8	116	0.23	ZED22	MILL	●		●
<b>Oval Hand Rail</b> 	6060 T5	6.5	176	0.833	OVALRAIL	MILL			●
<b>Hand Rail</b> 	6060 T5	6.5	255	1.211	HANDRAILBL	MILL			●

Other sizes and variations may be available – contact your nearest branch for assistance.





---

**PLATE**

**MACHINE ROD PRODUCTS**

**FLAT BAR, ANGLE, CHANNEL**

**SQUARE & ROUND BAR**

**ROUND TUBE & TEE SECTION**

**RECTANGLE & SQUARE TUBE**

**NEW PRODUCT DESIGN - CUSTOM SHAPES**

**COOLROOM & ANNEXE PRODUCTS**

**SHEET & TREADPLATE**

---

**Extrusion cut to size | Plate cut to size**

**NSW**

31 Wurrook Circuit, Caringbah NSW 2229	P (02) 9524 7555	F (02) 9524 7577	E caringbah@actionaluminium.com.au
87 Victoria Street, Smithfield NSW 2164	P (02) 9604 4866	F (02) 9604 4855	E smithfield@actionaluminium.com.au

**VIC**

78 Greens Road, Dandenong VIC 3175	P (03) 9708 5188	F (03) 9708 5228	E dandenong@actionaluminium.com.au
288 Settlement Road, Thomastown VIC 3074	P (03) 9464 4333	F (03) 9464 2266	E thomastown@actionaluminium.com.au
208 Canterbury Road, Bayswater VIC 3153	P (03) 9729 8111	F (03) 9729 7111	E bayswater@actionaluminium.com.au

**QLD**

70 Dulacca Street, Acacia Ridge QLD 4110	P (07) 3711 5117	F (07) 3711 5516	E tims@actionaluminium.com.au
42 Jade Drive, Molendinar QLD 4214	P (07) 5597 1444	F (07) 5597 1433	E craigb@actionaluminium.com.au
210 Robinson Road, Geebung QLD 4034	P (07) 3265 7150	F (07) 3265 7170	E benz@actionaluminium.com.au

[www.actionaluminium.com.au](http://www.actionaluminium.com.au)

